

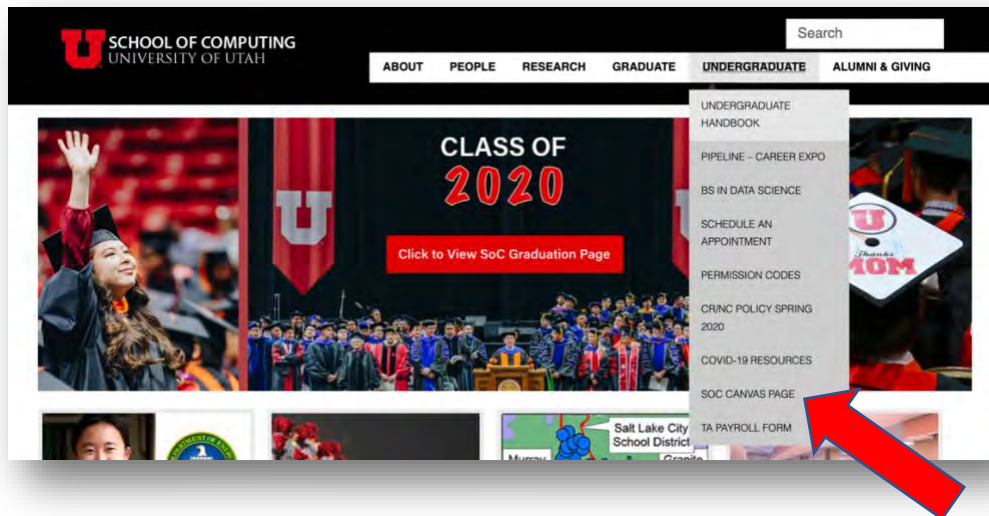
How to take the CS Proficiency Test

Note: Proficiency Test is open one to two weeks before registration starts.


1. Navigate to <https://www.cs.utah.edu/>



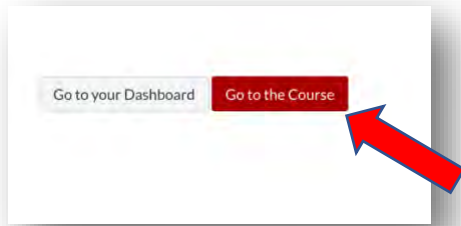
2. Click on **Undergraduate**
3. Click on **SOC CANVAS PAGE**



4. Login with your CIS credentials
5. Click **Enroll in Course**



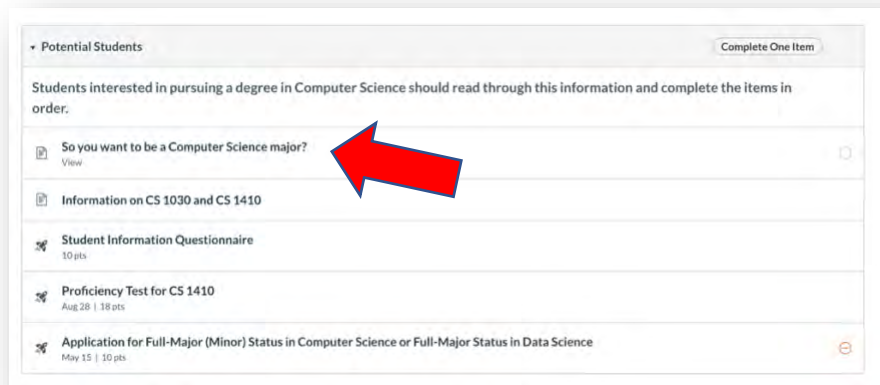
6. Click **Go to the Course** in Canvas



7. Click **Modules**



8. Review the all the information in the **Potential Students** module before taking the test



9. Click the **Proficiency Test for CS 1410** link

10. Take the test and have fun

